



The New York State Office of Religious and Independent Schools

PROFESSIONAL DEVELOPMENT RESOURCE CENTER

The Upstate Region-all regions north of NYC

Best Practices in Virtual Learning Environments

Presented by Diana Straut
Measurement Incorporated
dstraute@measinc.com
April 20, 2020

Statement from Upstate PDRC

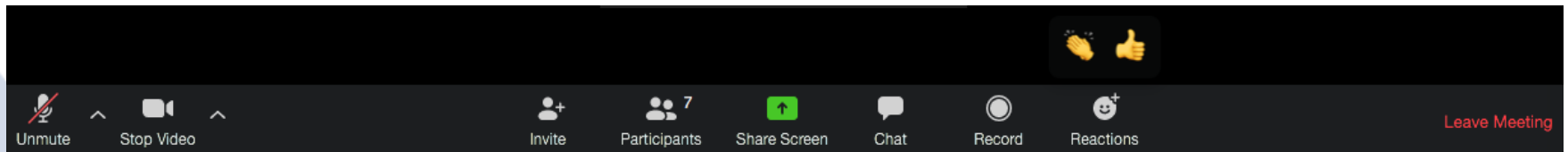
Upstate PDRC is offering training to build your knowledge base on using Zoom and Google Classroom Applications as tools to help you connect with your students.

We understand that these technologies have benefits and limitations, and we are not promoting these as sole source options for delivering remote education. We encourage each school to decide if and how the ideas shared today will serve your needs.

All questions about the use and appropriateness of Zoom, tools in G-suite, or any other technologies should be discussed with your school leadership.



Toolbar Basics



Audio

- Mute
- Video



Chat Box



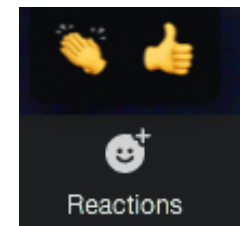
Reactions

- Clap
- Thumbs up



Norms for Today's Session

- Participate
 - ✓ Chat box
 - ✓ Reactions
 - ✓ Polling
 - ✓ Breakout rooms
- Ask questions in the chat
- Take care of yourself
 - ✓ Break as needed



Objectives

- Examine ways to **prioritize** students' learning needs
- Explore simple strategies for delivering an **effective, efficient, and satisfying** virtual teaching and learning experience



Learning Path

Share 5
best
practices(*)
one at a
time

Give 1-2
examples
of what it
looks like
in
practice

Share
resources
and slides
so you can
expand
your
learning



RELATIONSHIPS

Matter

MASLOW



BLOOM

@Jennifer_Hogan | TheCompelledEducator.com



RELATIONSHIPS

How is your day starting off?

MORNING CHECK-IN

Beginning of Day Check-In


As your day begins, please complete the questions below to let me know how you're doing!


* Required

First & Last Name *

Your answer


How are you feeling today? *



READY TO WORK


HAPPY

☐ I am ready to work!

☐ I am happy!





From JenniferFindlay.com

Daily Check In

☐ Anonymous? ⓘ

1.

If you were a cell phone, what would your battery charge be right now?

☒ Single Choice ☐ Multiple Choice

100% fully charged

Between 75-100%

Between 50-75%

Between 25-50%

Less than 25% Low Power Mode

Answer / (Options)



CONSISTENCY

Matters

Schedule
Platform
Messaging
Font Color
Daily Check-in
Asynchronous
Expectations
Sequence
Weekly Assignments?

Font Size
Synchronous
Format
Templates



Consistency

Examples & Strategies



HOMESCHOOL WORKSPACE Checklist

- ☐ **A Quiet Space-** no noise and distractions
- ☐ **Good Lighting-** ambient light
- ☐ **Power-** outlets/surge protectors, strong internet connection
- ☐ **Appropriate Furniture-** desk and chair
- ☐ **Clutter-Free-** get rid of clutter
- ☐ **Essentials-** supplies needed to complete assignments
 - ✓ headphones
 - ✓ notebooks, printer paper, construction paper, poster paper
 - ✓ pencils, pens, crayons, markers, highlighters
 - ✓ erasers
 - ✓ pencil sharpener
 - ✓ scissors
 - ✓ tape, glue sticks, glue
 - ✓ dictionary, thesaurus, almanac
 - ✓ post-its
 - ✓ notecards
 - ✓ extra ink for printer

Other Options:

- Classical music
- Bulletin board
- Mobile easel
- Calendar

This blogpost has details!
<http://bit.ly/3aZM2XE>



Consistency

Examples & Strategies



[Slidesmania weekly planner template](#)



JenniferFindlay.com
Daily Check in Form



Consistency

Examples & Strategies

Even if you just use a **MS Word or Google document**, you can make use of **font size**, **color**, and icons in a way that cues students to what is expected:

- ☐ Today's assignment:
- ✧ Assignments due next week:
- 🍏 This Week's Learning Target:



Learning Path


RELATIONSHIPS

CONSISTENCY

ENGAGEMENT



ENGAGEMENT matters



“Proactive recognition, measurement, and encouragement of learner engagement takes on greater urgency when online, where learners can often feel isolated and disconnected.”

From Five Tools to Improve Online Learner Engagement
Chris Carragher



ENGAGEMENT

Matters

Synchronous

- **POLL** (with Zoom)
- Think Pair Share (break out rooms) Set up breakout rooms
- Start with props, costume (Also asynchronous)

Asynchronous

- POLLS (google forms)
- Short Teacher led video (eg: dress up; show three objects)
- “Pre Work” eg: **Digital tweet**, Anticipation Guide, KWL Chart (google Form)



Engagement

Examples & Strategies

I went to the Capulet Ball via Zoom with my classes today for them to dramatically read and then for us to discuss this pivotal scene of Romeo and Juliet. They got a kick out of the mask and colorful scarf. 😊



Galileo Galilei

@TheREALGalileo

Follow



Solar eclipses never get old. 🌑 #SolarEclipse2017

11:09 AM · Apr 2, 2019



Google Slide template From
Ditch that Text Book

Learning Path

RELATIONSHIPS

CONSISTENCY

ENGAGEMENT

DELIVERY



DELIVERY

Matters

“...direct instruction and facilitation of learning are central to the teaching presence in on line learning. “

Adapted from *Successfully Taking Classes Off Line* by Caitlyn Tucker Ed Leadership April 2020



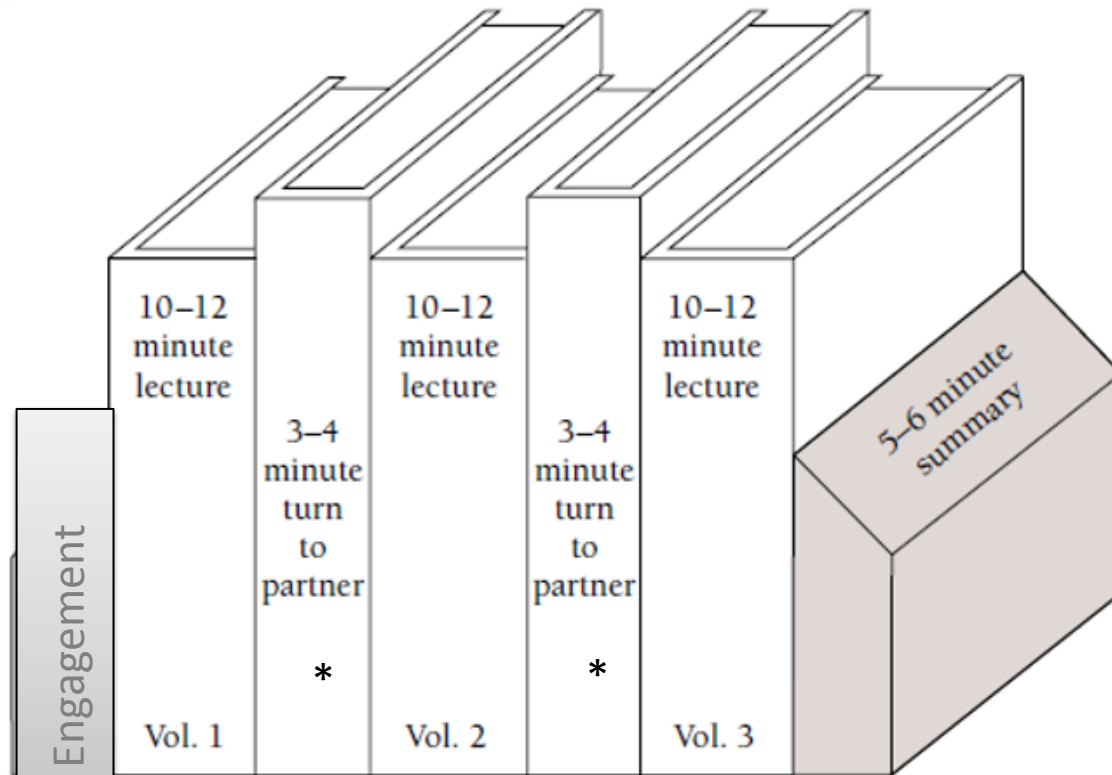
Delivery

- ✓ **Synchronous** Sessions (*'live' real time class meetings*)
- ✓ **Asynchronous** 'broadcasts' (*still you, but session is recorded for viewing at any time*)
- ✓ **Facilitating** small groups and peer 2 peer learning
- ✓ **Individual Coaching** and check-ins (with students *and* families)



Delivery

Examples & Strategies



Adapted from Smith, K. A. (2000). Going deeper: formal small group in large classes. *New Directions for teaching and learning*. 81.

(*)Check for Understanding



Delivery

BREAK OUT ROOM DISCUSSION:

Choice:

- ✓ Share a bright spot from your 'remote teaching' experience.
- ✓ Discuss one way you might use break out rooms with your students (or families)



Delivery

Universal Design for Learning (UDL)

Allow for multiple means of
engagement, representation, and action or expression.

This looks like:

- ✓ Self-Directed or Self-Paced Learning
- ✓ Giving Students **Choice And Control**
- ✓ Creating weekly or standing assignments
- ✓ Low tech or no tech assignments
- ✓ Using existing resources
(on line videos, peer to peer discussion platforms, digital texts, slide shows, podcasts, etc)



DELIVERY

UNPLUGGED *at Home Learning*

Reading/ Writing	Math	Other
Read a book of your choice just for fun!	Practice your math facts	Create a play with characters and props using materials you have at home
Read a book and write down any words you don't know	Write Math story problems	Practice your cursive writing
Read a book and come up with 10 questions you would ask the author	Help an adult with cooking. Practice using measuring tools!	Exercise
Write and illustrate a story. Characters, setting, plot and solution	Bring out the ruler and measure things around your home!	Create a poster of something you know a lot about! Or make a poster of your favorite book

Veronica Rodriguez



DELIVERY

Offline Activities Choice Board

Select, Engage, Document, Reflect + Share

It's All Fun and Games Play a game—board game or card game—with your family members then design a rebranded cover for the game. The goal of your new cover is to appeal to people looking for a distraction while stuck at home.	Chopped: Home Edition Choose a recipe from a cookbook or create your own original recipe. Document the process of making your dish with drawings and notes on paper. Include details about ingredients, measurements, and the steps involved in making this dish.	The Perfect Playlist Compile a playlist for your current mood. Your playlist must have a minimum of 10 songs. Give your playlist a name, describe the overall vibe of your playlist and explain why you selected these specific songs.
Weird Science Design your own at-home science experiment using everyday household items. Begin with a question you want to answer. Write up a materials list and a step-by-step description of the procedure. Check-in with a parent for feedback on your proposed plan. Conduct your experiment and document what happens!	Jingle All The Way Think about an item or product in your home that has been unexpectedly useful while you have been stuck at home. Write a jingle that could be used in a commercial to advertise the benefits of this random item or product. <i>*Bonus: If you play an instrument, compose a musical score!</i>	That's Comical Read an article in the newspaper or a chapter in a book and draw a comic strip to show what happened in that article or chapter. Bring the text to life with images and captions.
Build It and They Will Come Design your own Rube Goldberg machine that performs a simple task in an overly-complicated way. If you need to see an example or just need some inspiration, watch this!	Let the Dancing Begin! Imagine you are entering the 2020 TikTok Dance Challenge. Select a song and design dance moves to go with that song. Practice your moves and teach a parent or sibling your dance.	Look and You Will Find Create a themed scavenger hunt. Choose your favorite sport, movie, book, or subject in school and use that as inspiration to create a scavenger hunt with clever clues. Once you've created your scavenger hunt, invite someone in your family to try and figure out your clever clues!

Daily writing:

Learn Magazine: Engaging Learners in Online Environments Utilizing Universal Design for Learning Principles

to write two pages (or more) a day in your writer's notebook, capturing your thoughts, questions, comments, and concerns about the events that are unfolding. I want you to capture this history—your history—any way you'd like. Below are some suggestions for your daily writing, but you do not need to follow them. Feel free to generate your own thinking.

Some possibilities for daily writing:

- Capture how this virus has disrupted your school year—including sporting events, concerts, assemblies, dances.
- Discuss how your daily life has been disrupted.
- Share the effect it has had on your friends and family.
- As we go into more social isolation, you might write reviews of movies, television shows, podcasts, video games to share with your classmates. We will create digital spaces on Schoology and Flipgrid to share this thinking (details to follow).
- Respond to any seed about the crisis you find interesting. A "seed" can be an article, a broadcast, a TedTalk, a tweet, a photograph, a podcast, a film, an Instagram (or another online) post, a TikTok video, a political cartoon—anything that spurs some thinking about the crisis. This is much like the seed writing we do in class. You are encouraged to find your own seeds—whatever you think is worth writing about—but if you have trouble getting started, you might want to respond to one or more of the following seeds:

- Two Women Fell Sick, One Survived [Two Women Fell Sick From the Coronavirus, One Survived](#).
- 25 songs that matter now: <https://www.nytimes.com/interactive/2020/03/11/magazine/best-songs.html?action=click&module=moreIn&pgtype=Article®ion=Footer&action=click&module=MoreInSection&pgtype=Article®ion=Footer&contentCollection=The%20New%20York%20Times%20Magazine#cover>
- Coronavirus explained in a TedTalk: [Coronavirus Is Our Future | Alanna Shaikh | TEDxSMU](#)
- Political cartoons: [Corona News](#)

OffLine Choice Board Caitlyn Tucker

Kelly Gallagher Anaheim CA Writing Assignment (cited in ASCD Apr 2020)



Delivery

Daily Routines
for Balancing your Screen time using Multiple Intelligences
Choice Grid

 <p>CHECK INS/ CONNECTIONS (Interpersonal)</p> 	<ul style="list-style-type: none"> Respond to the 'question of the day' from your teacher. Send a note to a neighbor or family member who may be alone or lonely. Play an online game with a friend for 30 minutes Post a 'picture of the day' to your class page
<p>The ARTS</p> 	<ul style="list-style-type: none"> Have a zoom 'concert' with some friends. Practice a piece to play for them or do some improv improv. Watch a performance (insert link) on YouTube and journal your reaction. Paint, sketch, draw draw something outside your window. Choreograph a dance for the quarantine.
<p>NATURE</p> 	<ul style="list-style-type: none"> Sit on one spot and write down all the examples of 'real life math' that you can see or find 5 examples of math in nature. (eg: right or perpendicular angles) Sit outside. Listen, then then list, all the sounds you hear in a 5 minute block. Observe the same thing (a tree, rock, leaf, bird feeder, etc etc) for 5 days and note any changes in your journal.
<p>MOVEMENT</p> 	<ul style="list-style-type: none"> Walk, jog ride ride a bike, skateboard, scooter dance dance, do yoga, shoot shoot hoops, dribble a soccer ball, Silent read for 20 minutes. Record yourself oral reading one of your favorite books or poems; Listen to an on line book reading (LINK) Make a fill in the blank puzzle with this week's vocabulary words and send it to a friend to complete. Journal for 20 minutes about life during the quarantine.
<p>READING/ Language Arts</p> 	<ul style="list-style-type: none"> Use Lego to demonstrate two different types of architecture or a science principle. Try an experiment from one of these websites. Track to process in your science notebook. https://www.ivahlearning.com/blogs/stem/36-stem-project-based-learning-activities
<p>STEM</p> 	<ul style="list-style-type: none"> Yoga Meditation Keep a gratitude journal Fix a healthy snack and drink some water Call a friend who 'charges your battery'
<p>SELF CARE (Intrapersonal)</p> 	

DailyRoutine Multiple Intelligences



Learning Path

RELATIONSHIPS

CONSISTENCY

ENGAGEMENT

DELIVERY

FEEDBACK



FEEDBACK

Matters

Give students feedback that

- ✓ they can use to **improve** or **identify next steps**
- ✓ is a mix of **formative** and **summative**
- ✓ focuses on the **quality, effort or difficulty** of work (rethink your referents)
- ✓ invites **reflection** and creates a **feedback loop**



Feedback



Project Feedback Form

Congratulations! You have finished your ELA research paper! Please fill out this form honestly and thoroughly. We will use this in our conference next week.

* Required

Email address *

Your email

How difficult was this assignment for you? *

1 2 3 4 5

So easy. I wasn't challenged at
all

☐ ☐ ☐ ☐ ☐

Really difficult. I wasn't sure I
could do it

Feedback

“Research supports the impact of non graded feedback to focus students on learning rather than performance (Butler & Mordecai 1986) and when the psychological and intellectual load on students and their families is so significant, it is important that schools lean on the side of support and learning rather than competition and high stakes performance.”

Joe Feldman Educational Leadership

April 2020 v. 77, pp 43-46



Your Feedback Matters

- Please fill out the **evaluation link in the chat box** now, or ASAP.

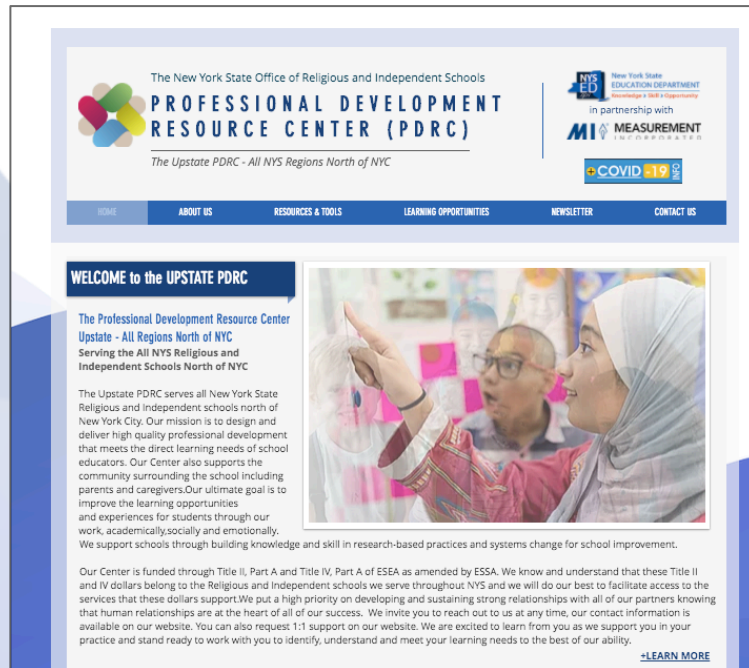
<https://wh1.snapsurveys.com/s.asp?k=158687786361>

- Watch for a **follow up email** with links to the **evaluation** as well as PPT **slides and resources** from this session.



Thank you for participating!

Visit our website & reach out for support!



The New York State Office of Religious and Independent Schools
PROFESSIONAL DEVELOPMENT RESOURCE CENTER (PDRC)
The Upstate PDRC - All NYS Regions North of NYC

WELCOME to the UPSTATE PDRC

The Professional Development Resource Center Upstate - All Regions North of NYC
Serving the All NYS Religious and Independent Schools North of NYC

The Upstate PDRC serves all New York State Religious and Independent schools north of New York City. Our mission is to design and deliver high quality professional development that meets the direct learning needs of school educators. Our Center also supports the community surrounding the school including parents and caregivers. Our ultimate goal is to improve the learning opportunities and experiences for students through our work, academically, socially and emotionally. We support schools through building knowledge and skill in research-based practices and systems change for school improvement.

Our Center is funded through Title II, Part A and Title IV, Part A of ESEA as amended by ESSA. We know and understand that these Title II and IV dollars belong to the Religious and Independent schools we serve throughout NYS and we will do our best to facilitate access to the services that these dollars support. We put a high priority on developing and sustaining strong relationships with all of our partners knowing that human relationships are at the heart of all of our success. We invite you to reach out to us at any time, our contact information is available on our website. You can also request 1:1 support on our website. We are excited to learn from you as we support you in your practice and stand ready to work with you to identify, understand and meet your learning needs to the best of our ability.

[LEARN MORE](#)

1:1 Support Request

The NYS PDRC team is ready to help in any way we can. Our staff are available for email, phone and webmeeting consults. Please fill out the form below and one of our team members will respond as quickly as possible, usually within 24 hours. By working closely with you to understand your work and to support you in your professional growth we are not only helping you move your practice forward but your helping us learn and grow as well. We welcome any and all opportunities to work with you.

First and Last Name *

What is your email address? *

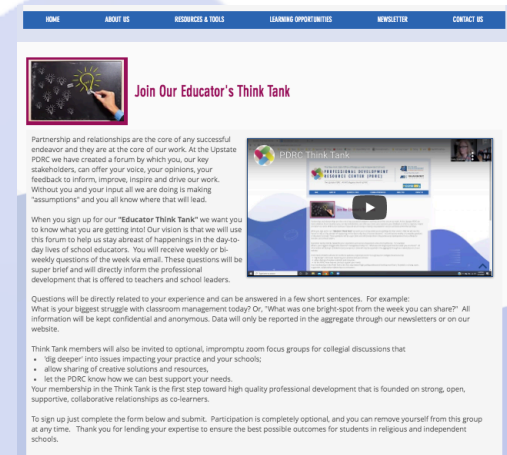
Research Question or Topic *

Choose an option

If you chose "Other" above, please specify.

What is your role? *

If you chose "Other" above, please specify.



Join Our Educator's Think Tank

Partnership and relationships are the core of any successful endeavor and they are at the core of our work. At the Upstate PDRC, we have created a forum by which you, our key stakeholders, can offer your voice, your opinions, your feedback to inform, improve, inspire and drive our work. Without you and your input all we are doing is making "assumptions" and you all know where that will lead.

When you sign up for our "Educator Think Tank" we want you to know what you are getting into! Our vision is that we will use this forum to help us stay abreast of happenings in the day-to-day lives of school educators. You will receive weekly or bi-weekly questions of the week via email. These questions will be super brief and will directly inform the professional development that is offered to teachers and school leaders.

Questions will be directly related to your experience and can be answered in a few short sentences. For example: What is your biggest struggle with classroom management today? Or, "What was one bright-spot from the week you can share?" All information will be kept confidential and anonymous. Data will only be reported in the aggregate through our newsletters or on our website.

Think Tank members will also be invited to optional, impromptu zoom focus groups for collegial discussions that:

- "dig deeper" into issues impacting your practice and your schools;
- allow sharing of creative solutions and resources;
- let the PDRC know how we can best support your needs.

Your membership in the Think Tank is the first step toward high quality professional development that is founded on strong, open, supportive, collaborative relationships as co-learners.

To sign up just complete the form below and submit. Participation is completely optional, and you can remove yourself from this group at any time. Thank you for lending your expertise to ensure the best possible outcomes for students in religious and independent schools.

<https://www.nysed-soris-upstate-pdrc.org/>

